



3DEXPERIENCE®

ECP Design Review 6

New Placement for Search & Catalogs

- New Placement for Search
- Catalogs and Catalog Content

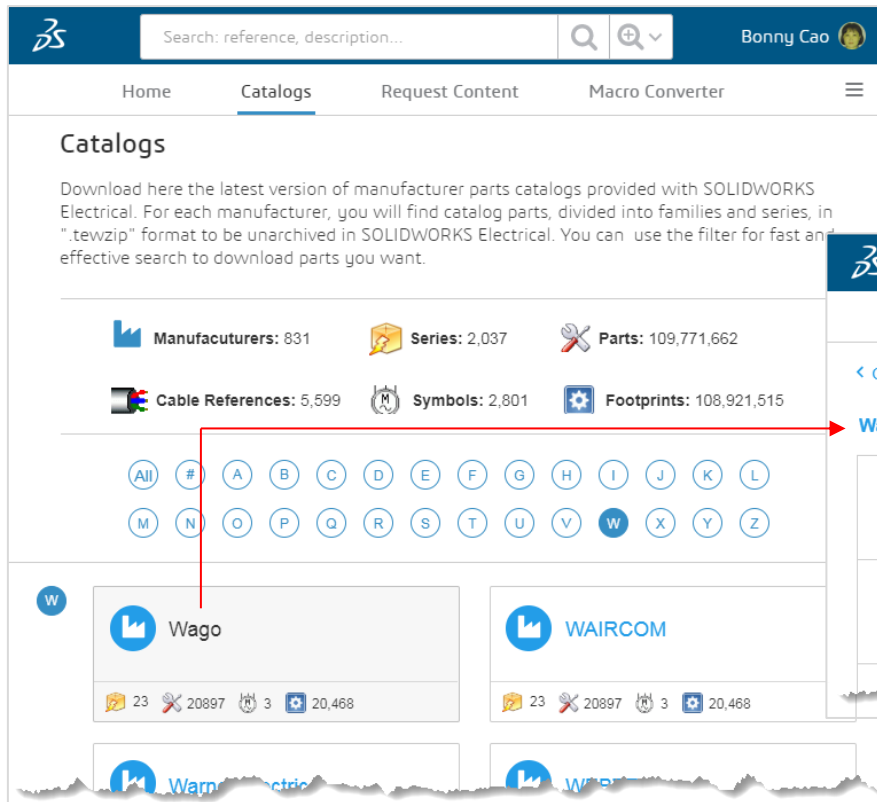
Bonny Cao
05/28/2020

ECP Design Review 6: New Placement for Search

- New Requirement: Move the search box from page content area to header on Home and Catalogs
- Some Sample Research:
 - 3DS Platform
 - [Parts Supply](#)
 - [Make](#)
 - [3ds.com](#)
- Challenge for UI to move it to header, especially on small screen.
- Questions about UI Specification
 - Does the search still only shows in the header of Home and Catalog page?
 - Search box UI must be identical or be different with customization?
 - Whether to show clear icon once typing in the search “key” word?
 - Whether the alignment should be the same?
 - 1) middle on large/medium screen,
 - 2) right on small screen,
 - 3) hidden on x-small screen
 - Site name: suggest not to hide the site name (full name on large/medium screen, short name on small/x-small screen)
- Any thought about redesign to separate the general search and advance search filter?
- Mockup samples: 1) Homepage, 2) Catalog

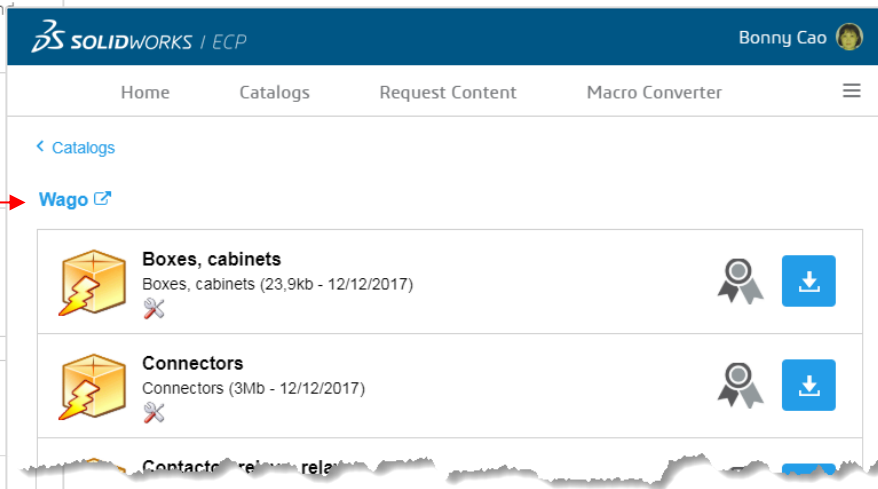
ECP Design Review 6: Catalog - Link to Content and MFG's website

- Better to separate the link actions to selected content and MFG's website



Move the MFG website link to Content Page as redirect link:

- 1) Keep user stay on the site
- 2) Site content is always more important than external site content.



ECP Design Review 6: Catalog – Cards Options on Catalogs

Confirm the card style

0



Wago

 23  20897  3  20,468

1



 Wago

 23  20897  3  20,468

2



 Wago 

 Go to content

 23  20897  3  20,468

3



Wago

 23  20897  3  20,468

4



Wago



 23  20897  3  20,468

As a UI common rule, the external link icon is always placed on the right (superscripted) next to the link text.

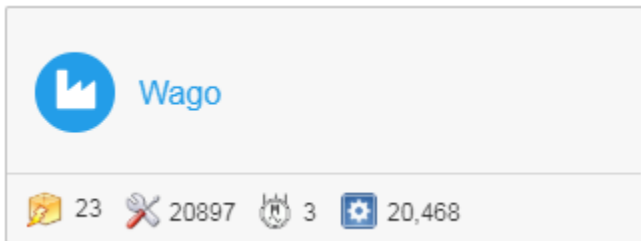
ECP Design Review 6: Catalog – Legend Icon

- Combine Manufacturers and Catalogs, use new icons



- The UI mockups are just for visual reference now, if any design layout is beyond the coding due to the 3rd party resources, UX can work together with Dev. to make feasible modification during the development.
- Mockups for both Desktops and Mobiles
 - [Desktop](#)
 - [Mobile Tablet](#)
 - [Mobile Phone](#)

■ Hover background



On Catalogs landing page: mouse hover, change card background color from white (#FFFFFF) to light gray (#F7F7F7)

On Catalogs Content: mouse hover, change row background color from white (#FFFFFF) to light yellow (#FFFCE6)



Question: Whether to make the hover UI same color?

ECP Design Review 5: Others – New Compass

- New Compass (will be online in July)





Comments | Q & A

Please see the meeting note for Design Review 6 on team dashboard for more details on discussion.

